



## Lifting force tables EZ17e

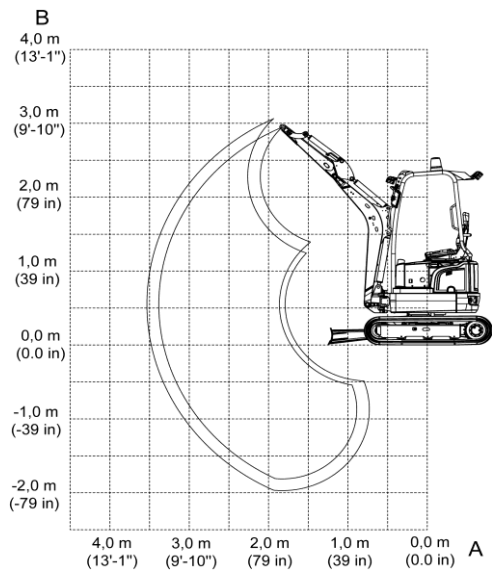


Fig. 1: Lifting force table EZ17e

Designation	Explanation
A	Outreach from center of rotating ring
B	Load hook height
max	Permissible weight or mass value with extended arm system
	With or without dozer blade support in travel direction
	With or without dozer blade support 90° in the travel direction
	Dozer blade down
	Dozer blade up
	Telescopic travel gear extended

All table values are specified in kg (lbs.), in a horizontal position on firm even ground as well as without a bucket or an attachment.

The permissible weight and mass values that can be lifted are defined by the following limit values:

- 75% of the static tipping load and
- 87% of the hydraulic lifting force. Calculation basis: according to ISO 10567.

Set pressure at the lifting arm cylinder: 22500 kPa (3.263 psi)

















The weight and mass values apply for vehicles under the following conditions:

- Lubricants and operating materials at the prescribed levels
- Full fuel tank
- Canopy
- Vehicle at operating temperature
- Weight of the operator 75 kg (165 lbs.)



















**WACKER  
NEUSON**  
*all it takes!*

**Lifting force tables EZ17e**

A B				3.0 m (9'-10")			2.5 m ( 98 in)			2.0 m (79 in)			1.5 m (59 m)		
															
2.5 m (98 in)	422 (931)	264 (582)	280 (617)	-	-	-	365 (804)	310 (684)	329 (725)	-	-	-	-	-	-
2.0 m (79 in)	419 (924)	209 (462)	222 (490)	411 (907)	226 (498)	240 (528)	352 (776)	310 (683)	329 (725)	-	-	-	-	-	-
1.0 m (39 in)	394 (868)	168 (371)	179 (394)	458 (1,009)	218 (481)	231 (510)	534 (1,178)	291 (643)	310 (684)	668 (1,474)	414 (913)	443 (976)	-	-	-
0.0 m (0.0 in)	369 (814)	165 (363)	175 (386)	483 (1,065)	206 (454)	219 (483)	637 (1,405)	269 (594)	287 (633)	904 (1,993)	373 (823)	401 (883)	-	-	-
-1.0 m (-39 in)	354 (780)	198 (437)	211 (465)	374 (825)	204 (449)	217 (478)	524 (1,156)	264 (581)	282 (621)	725 (1,598)	368 (812)	396 (873)	1088 (2,400)	591 (1,418)	643 (1,224)
-1.5 m (-59 in)	354 (781)	251 (553)	267 (589)	-	-	-	401 (884)	269 (593)	287 (633)	579 (1,276)	375 (826)	402 (887)	878 (1,935)	654 (1,442)	567 (1,250)

Tab. 1: Lifting force tables EZ17e –short dipper stick

A B				3.0 m (9'-10")			2.5 m ( 98 in)			2.0 m (79 in)			1.5 m (59 m)		
															
2.5 m (98 in)	462 (1,018)	302 (666)	320 (707)	-	-	-	457 (1,007)	306 (674)	325 (716)	-	-	-	-	-	-
2.0 m (79 in)	455 (1,004)	231 (510)	245 (541)	-	-	-	420 (926)	308 (678)	326 (720)	-	-	-	-	-	-
1.0 m (39 in)	423 (932)	182 (402)	194 (427)	478 (1,054)	218 (481)	232 (511)	575 (1,268)	291 (641)	309 (681)	761 (1,678)	410 (903)	438 (965)	-	-	-
0.0 m (0.0 in)	392 (865)	179 (394)	190 (419)	479 (1,056)	208 (459)	221 (488)	636 (1,402)	271 (598)	289 (638)	891 (1,965)	376 (828)	403 (889)	-	-	-
-1.0 m (-39 in)	373 (823)	221 (487)	235 (518)	-	-	-	496 (1,095)	269 (593)	287 (632)	685 (1,511)	375 (827)	402 (887)	1005 (2,216)	602 (1,328)	655 (1,443)
-1.5 m (-59 in)	374 (825)	293 (646)	312 (689)	-	-	-	-	-	-	524 (1,155)	383 (845)	411 (905)	788 (1,738)	614 (1,353)	667 (1,470)

Tab. 2: Lifting force tables EZ17e –long dipper stick